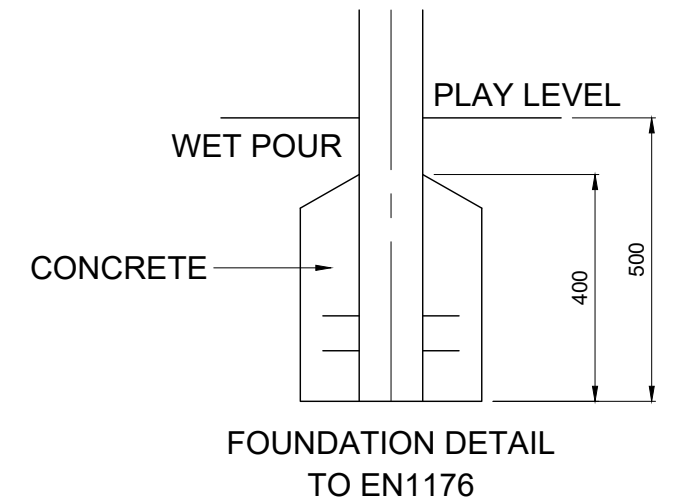
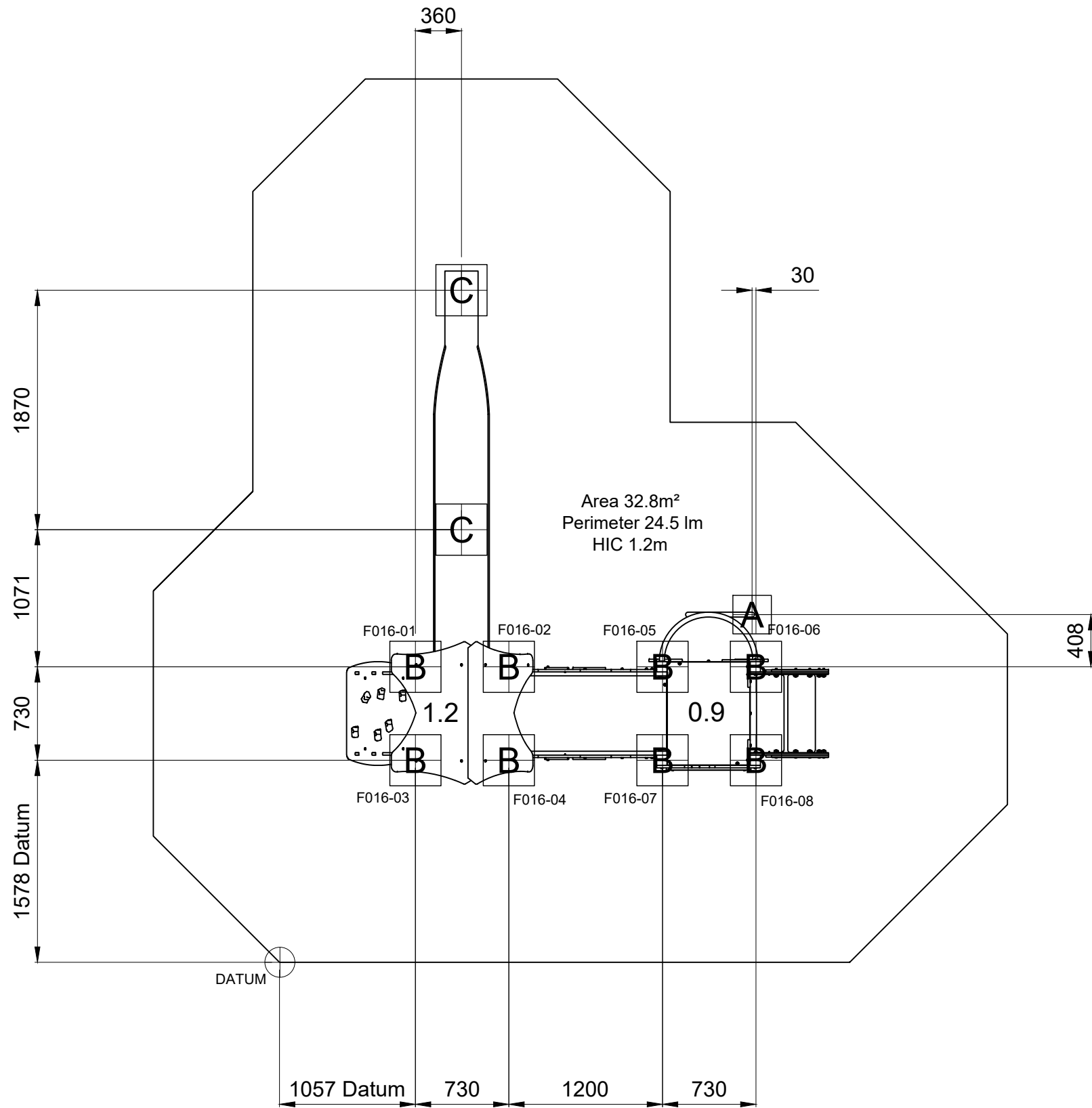


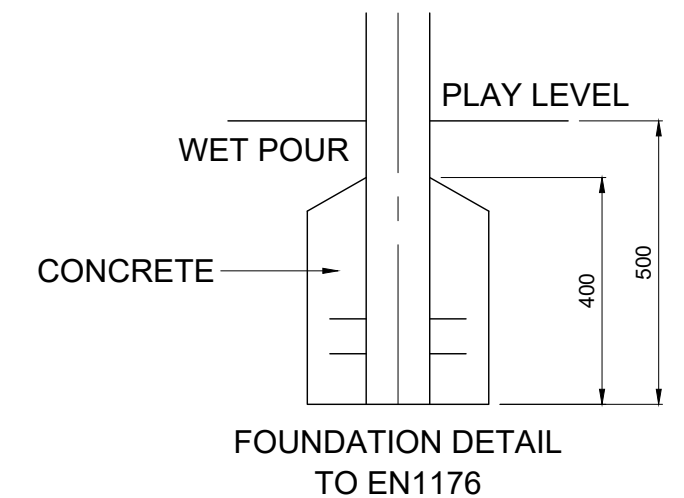
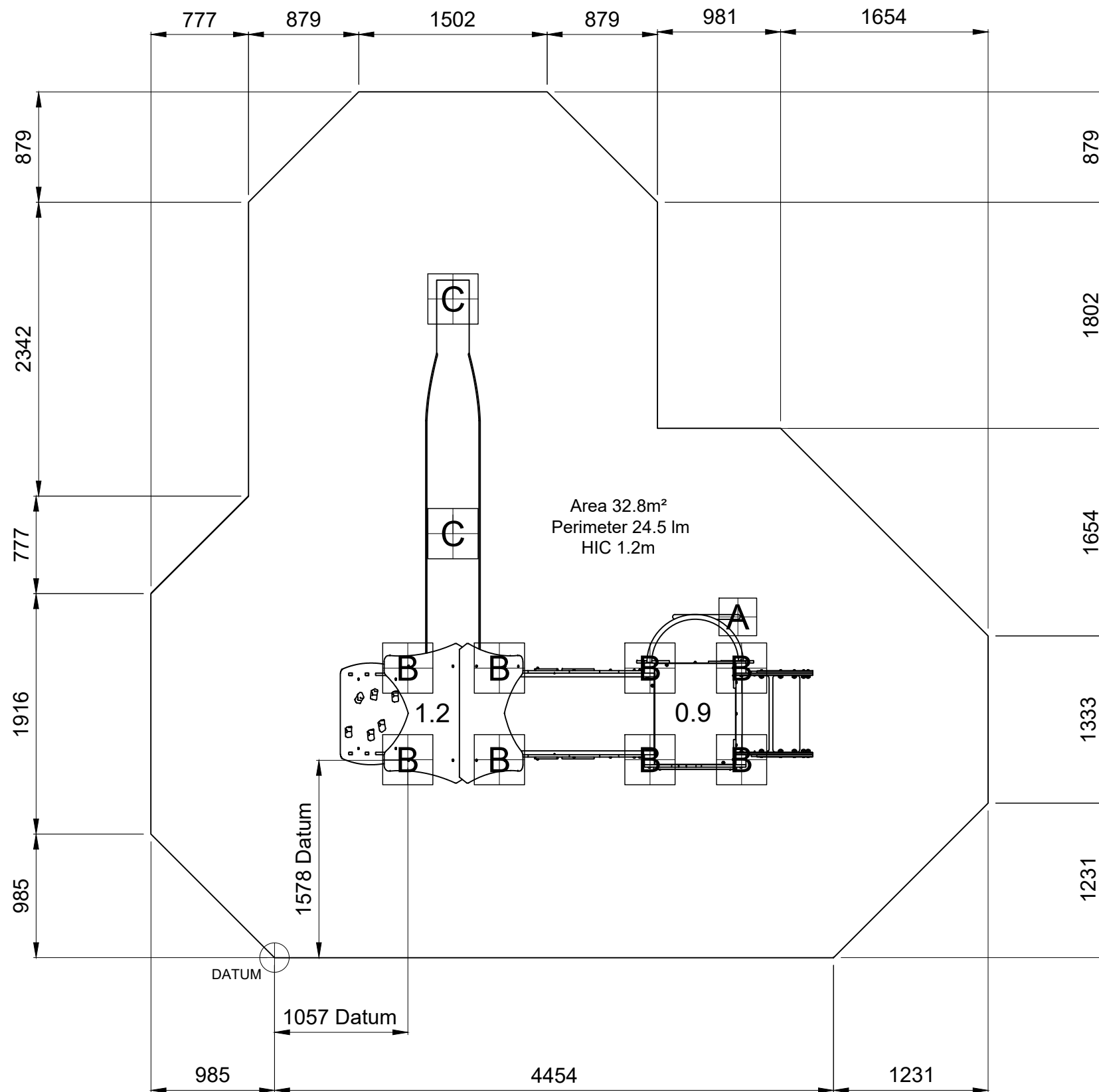
FOUNDATION DETAILS  
 DO NOT SCALE THIS DRAWING  
 SCALE 1:40 WHEN PRINTED ON A3

design  
 make  
 play  
**SutcliffePlay**



|                        |                              |
|------------------------|------------------------------|
| GROUND PLAN            | <b>FTW016(1)</b>             |
| REV                    | 00                           |
| DRAWN                  | SH                           |
| SCALE                  | 1:40 @ A3                    |
| DATE                   | 27.02.26                     |
| REQUIREMENTS TO EN1176 | SAFETY PERIMETER 24.5m       |
| → SURFACE              | HIC 1.2m                     |
|                        | AREA AREA 32.8m <sup>2</sup> |
|                        | HOLE A 300x300x500 DEEP      |
|                        | HOLE B 400x400x500 DEEP      |
|                        | HOLE C 400x400x800 DEEP      |

SURFACING DETAILS  
 DO NOT SCALE THIS DRAWING  
 SCALE 1:40 WHEN PRINTED ON A3



|                        |                              |
|------------------------|------------------------------|
| GROUND PLAN            | FTW016(2)                    |
| REV                    | 00                           |
| DRAWN                  | SH                           |
| SCALE                  | 1:40 @ A3                    |
| DATE                   | 27.02.26                     |
| REQUIREMENTS TO EN1176 | SAFETY PERIMETER 24.5m       |
|                        | SURFACE HIC 1.2m             |
|                        | AREA AREA 32.8m <sup>2</sup> |
|                        | HOLE A 300x300x500 DEEP      |
|                        | HOLE B 400x400x500 DEEP      |
|                        | HOLE C 400x400x800 DEEP      |